



30<sup>TH</sup> CONGRESS OF THE  
**ASIAN PACIFIC SOCIETY  
OF RESPIROLOGY 2026**  
REIMAGINING RESPIRATORY CARE

**19 - 22**  
**NOVEMBER 2026**

 **SETIA SPICE CONVENTION CENTRE,**  
PENANG, MALAYSIA

**REGISTRATION MANUAL**





## Table of Contents

<b>Step 1: Create an Account / Log In</b>	<b>3</b>
<b>Step 2: Navigate to Congress Registration</b>	<b>4</b>
<b>Step 3: Registration Payment / Checkout</b>	<b>7</b>
<b>Contact Information</b>	<b>7</b>



## Step 1: Create an Account / Log In

To create a new account:

1. Navigate to the APSR 2026 Penang Congress registration page:  
<https://2026.apsr.org/user/create>.
2. Complete all required fields with your personal information.
3. Click “Create Account” to submit your details.
4. Check your email inbox for the Account Creation Confirmation message and follow any instructions provided.

The screenshot shows a registration form titled "Create an Account" for the APSR 2026 Delegate Information. It includes fields for Title, Given Name / First Name, Family Name / Last Name, Email Address (Username), Mobile Number, Office Tel, Job Title, Faculty / Department / Division, Institution / Organisation, and Country/Region. A note states: "If you are registering on behalf of another person, please ensure that all information provided below pertains to the delegate." A small note below the Country/Region field says "(Not editable after submission)".

To log in with an existing account:

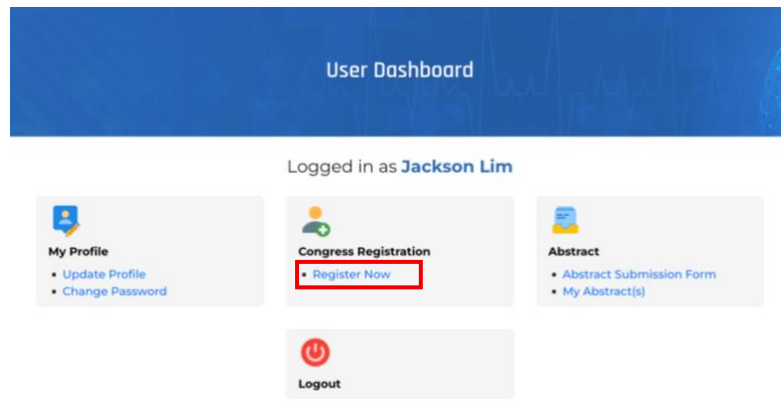
1. Navigate to the APSR 2026 Penang Congress Login Page:  
<https://2026.apsr.org/user/login>.
2. Enter your registered email (username) and password, then click “Login”.
3. Upon successful authentication, you will be redirected to your dashboard.

The screenshot shows the "Login" page with a form for Email Address (Username) and Password. A "Login" button is at the bottom left. To the right, there is a link "Don't have an account?" and a list of actions: "Submit an Abstract", "Register for the Congress & Make Payment", and a "Create an account" button.



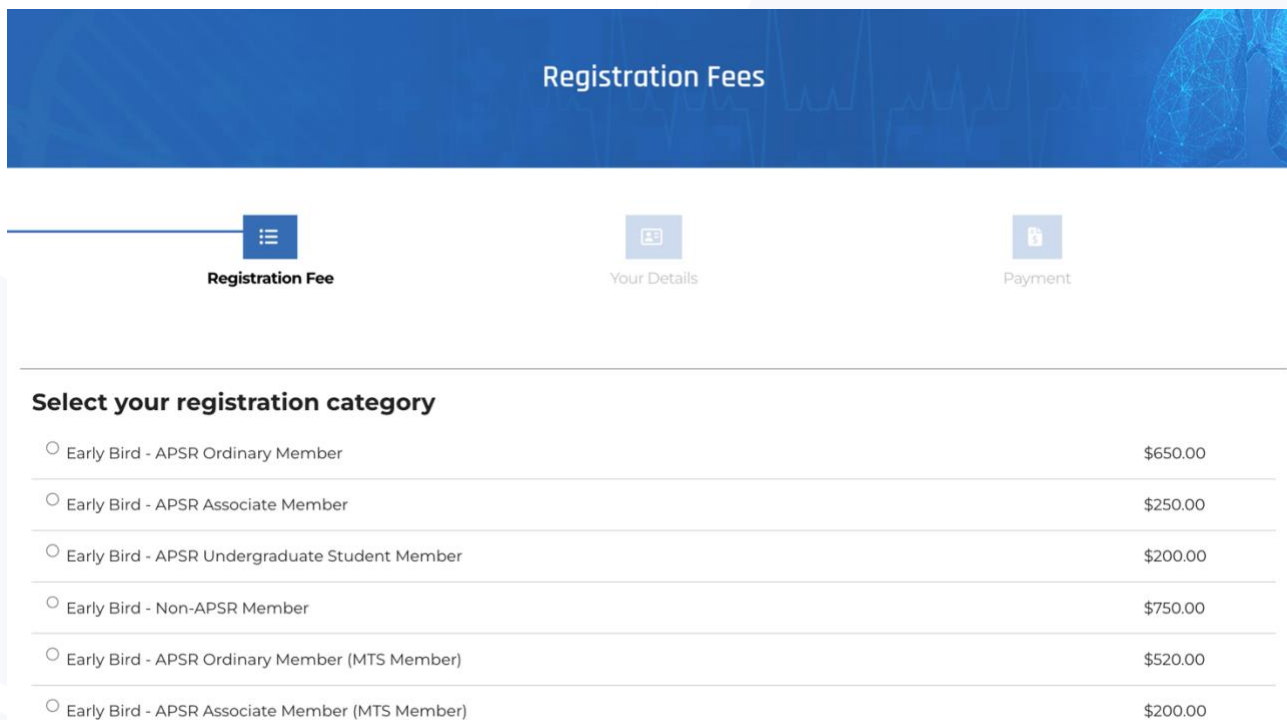
## Step 2: Navigate to Congress Registration

- From your dashboard, click “Register Now”.
- You will be redirected to the **Registration Fees** page, where you can begin selecting your registration category.



### Step 1: Select your Registration Category

- Review the available registration categories.
- Carefully select the category that best applies to you.
- Confirm your selection before proceeding to the next step.





- If you are an APSR member, kindly provide your APSR Login Email Address and APSR Membership Number for verification.
- If you are an en bloc member or JRS member and do not know your membership information, please register or log in [HERE](#).
- If you can't find your membership number either by clicking the "My membership information" button at the bottom left of the APSR Members-only page (after logging in), or in the monthly Bulletin email.
- After entering your details, kindly wait for verification. Once verified, you will be redirected to the **Registration Details** page.

**Select your registration category**

<input checked="" type="radio"/> Early Bird - APSR Ordinary Member	\$650.00
<input type="radio"/> Early Bird - APSR Associate Member	\$250.00
<input type="radio"/> Early Bird - APSR Undergraduate Student Member	\$200.00
<input type="radio"/> Early Bird - Non-APSR Member	\$750.00
<input type="radio"/> Early Bird - APSR Ordinary Member (MTS Member)	\$520.00
<input type="radio"/> Early Bird - APSR Associate Member (MTS Member)	\$200.00

APSR website login email address \*

- If the email address shown automatically is not your APSR login email, please enter the correct one manually.
- If you are an en bloc member or JRS member and do not know your membership information, please [register or log in here](#).

APSR Membership Number \*

- 10-digit membership number starting with "0" (e.g., 000000XXXX)
- You can't find your membership number either by clicking the "**My membership information**" button at the bottom left of the APSR Members-only page (after [logging in](#)), or in the monthly **Bulletin** email.

### Additional Items (Optional)

- You may choose to add **Accompanying Person Tickets** and **Gala Dinner Tickets**.
- If you are not interested, you may select "**No Thanks**".
- You may also decide on additional items later via your **User Dashboard**.

### Choose additional items (Optional)

Accompanying Person

(Please Select) ▼

Gala Dinner

(Please Select) ▼

### Incorrect Details Notification



The screenshot shows a registration form on a website. A dark modal box is overlaid on the form, displaying the following text: "2026.apsr.org says We are unable to verify you as the APSR Member. Please verify that you have entered your Membership Number correctly. It must correspond with your email: jackson@360degree.app". Below the modal, the form includes a field for "APSR Membership Number \*" with the value "000008749". There are also several bullet points providing instructions and a small "OK" button on the modal.

- If any information are inaccurate, you will receive a prompt notification.
- Click "OK" on the prompt, and you fill in with the accurate details again.

## Registration Acknowledgement

After completing your registration, you will receive a **“Registration Acknowledgement Email”** from the APSR 2026 Penang Congress Secretariat.

## Step 2: Registration Details

- Complete the registration details accurately.
- Verify your registration details before proceed.


The screenshot shows the "Registration Details" form. At the top, there is a blue header with the text "Registration Details". Below the header, there are three tabs: "Registration Fee", "Your Details" (which is active), and "Payment". The "Your Details" tab contains a "Personal Information" section with the following fields: "Title \*" (a dropdown menu), "Given Name \*" (a text input field), "Family Name \*" (a text input field), "Mobile Number \*" (a text input field with a country code dropdown set to "+60" and a pre-filled number "12-345 6789"), "Office Tel" (a text input field with a country code dropdown set to "+60" and a pre-filled number "12-345 6789"), "Alternative Email Address" (a text input field with a note "(For cc purposes)"), "Job Title \*" (a text input field), and "Faculty / Department / Division \*" (a text input field).




## Step 3: Registration Payment / Checkout

- Click on the Invoice Title to either "View" or "Print" it.
- Click on the **Online Payment - Powered by Hitpay** to make your payment.

### Confirmation & Payment

  
Your Details

  
Payment

**Important Notice:** SST 8% (Sales and Services Tax), a Malaysian consumption tax on certain goods and services, is shown separately as required by Malaysian regulations. The Congress will absorb this tax; therefore, delegates only need to pay the registration fee listed in the **Grand Total** (no additional charge).

Item	Qty	Rate	Amount
<input checked="" type="radio"/> Proforma Invoice REG-10			
Registration Fee for Non-APSR Member	1	\$694.44	\$694.44
SST 8%			\$55.56
<b>Grand total</b>			<b>\$750.00</b>

**Choose Payment Method**

Online Payment - Powered by Hitpay

### Registration Confirmation

After making your payment, you will receive a **“Registration & Payment Confirmation Email”** from the APSR 2026 Penang Congress Secretariat.

### Contact Information

If you encounter any issues with the registration, please contact the Congress Secretariat at: [contact@mail.2026.apsr.org](mailto:contact@mail.2026.apsr.org).